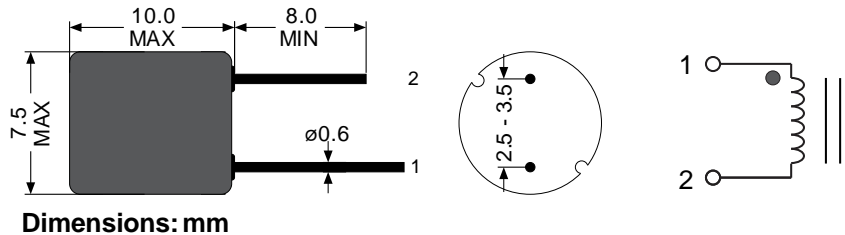




PM-R Inductors are typically used in EMI filters and switch mode power supplies. They are optimal in projects that need a low cost solution.

- ◆ Small size to fit in tight spaces.
- ◆ High current, high energy capable.
- ◆ Low resistance for low temperature rise.




ELECTRICAL SPECIFICATIONS AT 25°C

PART NUMBER	L ±10% (-H)	I _{pk} (A)	MAX DCR (h)	SRF (MHz)
PM-R20101	100	1.55	0.3	6.0
PM-R20221	220	1.05	0.5	4.0
PM-R20331	330	0.84	0.9	3.5
PM-R20471	470	0.70	1.2	2.5
PM-R20681	680	0.58	1.8	2.0
PM-R20821	820	0.54	2.0	2.0
PM-R20102	1000	0.48	2.5	1.5
PM-R20222	2200	0.32	4.7	1.0
PM-R20332	3300	0.26	7.6	1.0
PM-R20472	4700	0.23	11.0	0.8
PM-R20682	6800	0.18	15.0	0.5
PM-R20822	8200	0.17	19.0	0.5
PM-R20103	10000	0.15	21.5	0.5

NOTES:

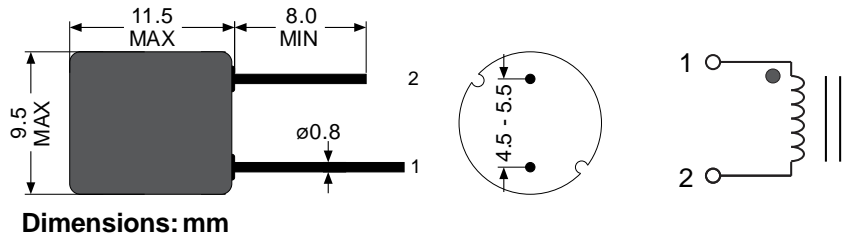
- 1) I_{pk} is the instantaneous current that typically drops the inductance by 30%.
- 2) SRF values are typical.
- 3) Operating temperature range -40°C to (see "Y" in note #4).
- 4) Part number PM-RXYZZZ
 - X: Family
 - Y: 0=sleeving (+125°C); 9=without sleeving (+155°C)
 - Z: Inductance
- 5) Available in higher temperature ratings.





PM-R Inductors are typically used in EMI filters and switch mode power supplies. They are optimal in projects that need a low cost solution.

- ◆ Small size to fit in tight spaces.
- ◆ High current, high energy capable.
- ◆ Low resistance for low temperature rise.



ELECTRICAL SPECIFICATIONS AT 25°C

PART NUMBER	L ±10% (-H)	I _{pk} (A)	MAX DCR (h)	SRF (MHz)
PM-R30101	100	2.53	0.2	4.8
PM-R30221	220	1.72	0.4	3.0
PM-R30331	330	1.39	0.6	3.0
PM-R30471	470	1.15	0.8	2.3
PM-R30681	680	0.95	1.1	2.0
PM-R30821	820	0.87	1.4	1.8
PM-R30102	1000	0.80	1.9	1.5
PM-R30222	2200	0.56	3.6	1.0
PM-R30332	3300	0.44	5.6	0.8
PM-R30472	4700	0.36	7.6	0.5
PM-R30682	6800	0.31	12.0	0.5
PM-R30822	8200	0.28	14.5	0.5
PM-R30103	10000	0.26	17.0	0.5

NOTES:

- 1) I_{pk} is the instantaneous current that typically drops the inductance by 30%.
- 2) SRF values are typical.
- 3) Operating temperature range -40°C to (see "Y" in note #4).
- 4) Part number PM-RXYZZZ
 - X: Family
 - Y: 0=sleeving (+125°C); 9=without sleeving (+155°C)
 - Z: Inductance
- 5) Available in higher temperature ratings.

