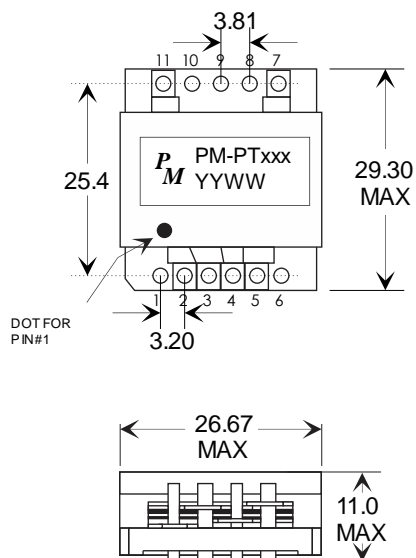


- * Designed for forward converter, half/full bridge, active clamp
- * Power Range: 150 to 250 W
- * Isolation Voltage: 350 Vdc at 1 second
- (1) Isolation Voltage: 2250 Vdc at 1 second
- * Switching frequency: 200 to 700 kHz optimized
- * Operating Temperature: -40°C to +125 °C
- * Storage Temperature: -25°C to +100 °C

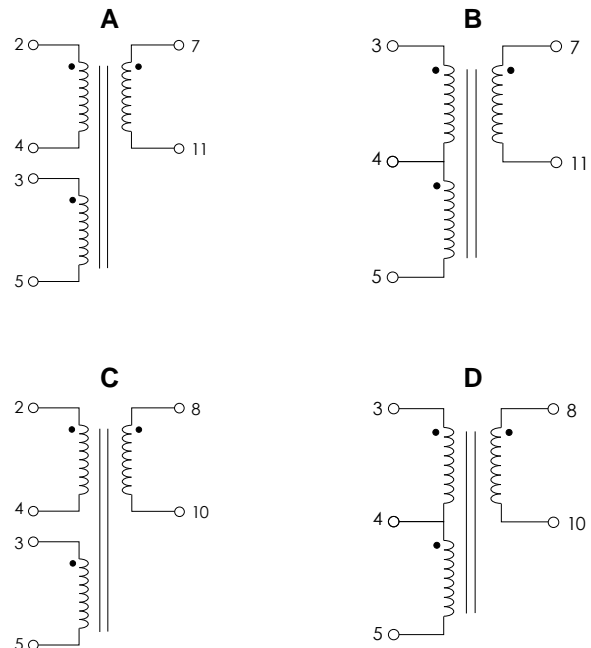
ELECTRICAL SPECIFICATIONS AT 25°C

PART NUMBER	L (μH) MIN 100kHz, 100mV PRI TIE IN SERIES	LL (μH) MAX PRI TIE IN SERIES & SEC SHORT	TURNS (PRI1:PRI2:SEC)	DCR (mΩ) MAX			ET (VμS)	SCHEMATIC
				PRI 1	PRI 2	SEC		
PM-PT001	65	0.15	2 : 2 : 4	1.5	1.5	3.5	119	A
PM-PT002	145	0.25	3 : 3 : 4	3.0	3.0	3.5	178	B
PM-PT003	260	0.40	4 : 4 : 4	5.0	5.0	3.5	238	A
PM-PT004	410	0.65	5 : 5 : 4	6.0	6.0	3.5	297	A
PM-PT005	65	0.15	2 : 2 : 3	1.5	1.5	3.5	119	C
PM-PT006	145	0.25	3 : 3 : 3	3.0	3.0	3.0	178	D
PM-PT007	260	0.40	4 : 4 : 3	5.0	5.0	3.0	238	C
PM-PT008	410	0.80	5 : 5 : 3	6.0	6.0	3.0	297	C
PM-PT009	65	0.15	2 : 2 : 2	1.5	1.5	1.2	119	A
PM-PT010	143	0.25	3 : 3 : 2	3.0	3.0	1.2	178	B
PM-PT011 (1)	260	0.65	4 : 4 : 2	5.0	5.0	1.2	238	A
PM-PT012 (1)	410	1.00	5 : 5 : 2	6.0	6.0	1.2	297	A

DIMENSIONS IN mm



SCHEMATICS



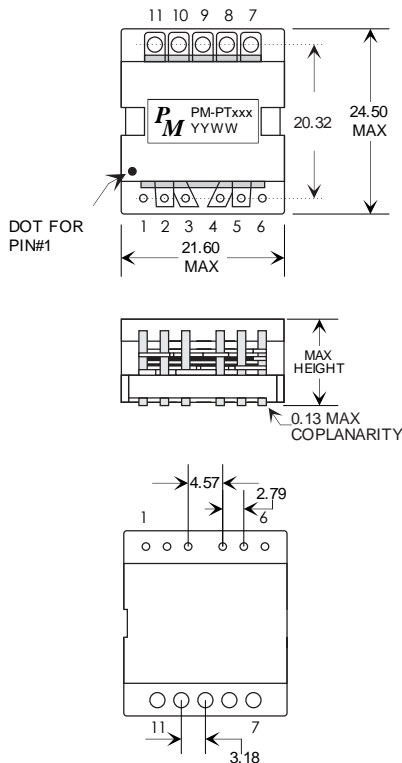
- * Power Range: up to 140 Watts
- * Isolation Voltage: 1750 Vdc
- * Switching frequency: 200 to 500 kHz

- * Operating Temperature: -30°C to +105 °C
- * Storage Temperature: -25°C to +100 °C

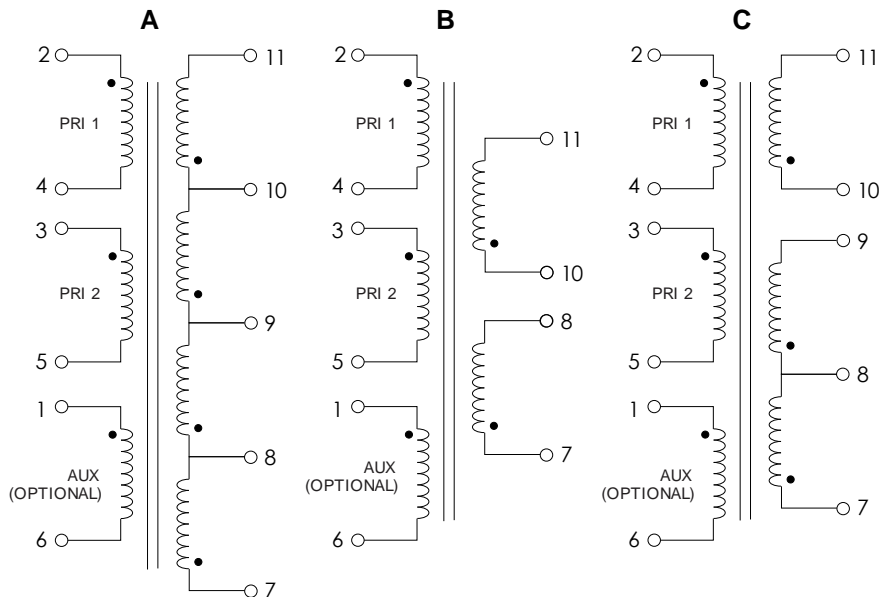
ELECTRICAL SPECIFICATIONS AT 25°C

PART NUMBER	L (μH) MIN 10kHz, 50mV PRI I/E IN SERIES	LL (μH) MAX PRI I/E IN SERIES & SEC SHORT	TURNS (PRI1:PRI2:SEC)	DCR (mΩ) MAX			SCHEMATIC / MAX HEIGHT (mm)
				PRI 1	PRI 2	SEC	
PM-PT101	153	0.45	4 : 4 : 4	17.5	17.5	7.0	A / 10.5
PM-PT102	194	0.45	4 : 5 : 4	17.5	20.0	7.0	A / 10.5
PM-PT103	240	0.55	5 : 5 : 4	20.0	20.0	7.0	A / 10.5
PM-PT104	290	0.60	5 : 6 : 4	20.0	25.0	7.0	A / 10.5
PM-PT105	345	0.65	6 : 6 : 4	25.0	25.0	7.0	A / 10.5
PM-PT106	153	0.45	4 : 4 : 1&1	17.5	17.5	1.0 & 1.0	B / 10.5
PM-PT107	194	0.55	4 : 5 : 1&1	17.5	20.0	1.0 & 1.0	B / 10.5
PM-PT108	240	0.70	5 : 5 : 1&1	20.0	20.0	1.0 & 1.0	B / 10.5
PM-PT109	290	0.90	5 : 6 : 1&1	20.0	25.0	1.0 & 1.0	B / 10.5
PM-PT110	345	0.75	6 : 6 : 1&1	25.0	25.0	1.0 & 1.0	B / 10.5
PM-PT111	153	0.45	4 : 4 : 2&1	17.5	17.5	1.85 & 1.85	C / 10.5
PM-PT112	194	0.45	4 : 5 : 2&1	17.5	20.0	1.85 & 1.85	C / 10.5
PM-PT113	240	0.55	5 : 5 : 2&1	20.0	20.0	1.85 & 1.85	C / 10.5
PM-PT114	290	0.65	5 : 6 : 2&1	20.0	25.0	1.85 & 1.85	C / 11.5
PM-PT115	345	0.80	6 : 6 : 2&1	25.0	25.0	1.85 & 1.85	C / 11.5

DIMENSIONS IN mm



SCHEMATICS



Specifications subject to change without notice.

02/2019